

Figure 8.13. Location of feed stage (because of convenience, stages are stepped off and counted in top-down direction. (a) Optimum feed-stage location. (b) Feed-stage location below optimum stage. (c) Feed-stage location above optimum stage.

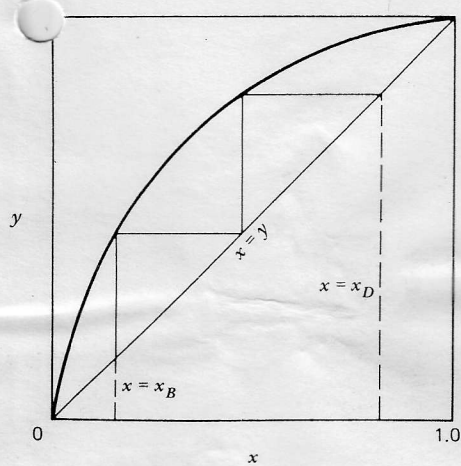


Figure 8.14. Minimum stages, total reflux.

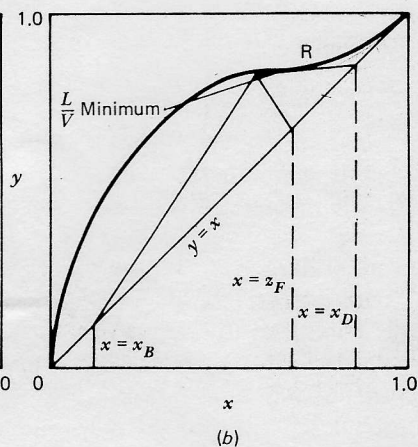
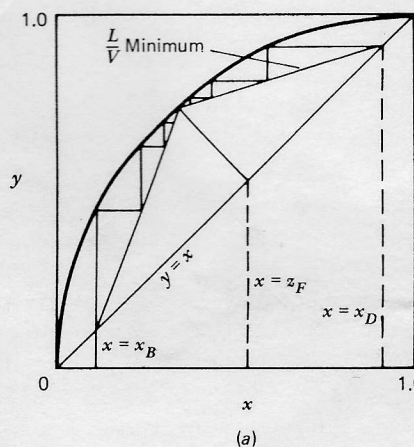


Figure 8.15. Minimum reflux ratio conditions. (a) Intersection of operating lines at equilibrium curve. (b) Operating line tangent to equilibrium curve.

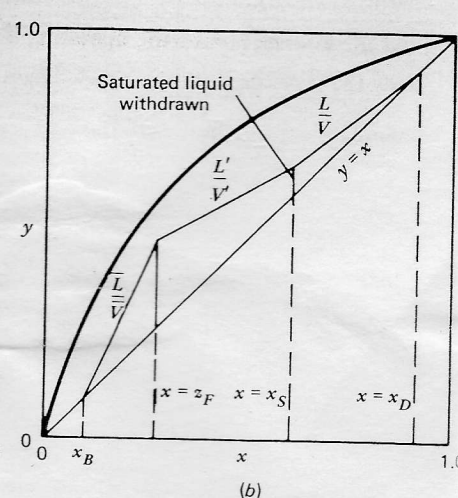
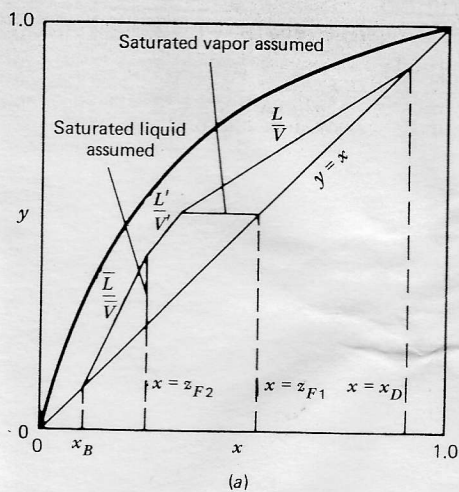


Figure 8.20. Variation of operating conditions. (a) Two feeds (saturated liquid and saturated vapor). (b) One feed, one side stream (saturated liquid).